

DON GNU - JAGTEN PÅ DET GRÅ GULD (GREY BALLS OF FIRE)

TECHNICAL RIDER

This is a standard rider. We bring all equipment necessary for the show, but are open to using the venue's equipment if the venue finds this most practical and beneficial.

STAGE

Minimum: 8,5m W, 7,5m D, 3,5m H

Preferable: 10m W, 10m D, 4.5m H

Black dance vinyl

Black molton covering back wall as far upstage as possible

8 side legs - see light plot. For small venues consider with DON GNU if legs are necessary.

DIMMERS, DMX AND POWER

10x 2kW DIMMERS on floor.

24x 2kW DIMMERS on truss.

1 wired DMX output connection at shutter for Video Projector on truss downstage

1 wired DMX output connection on floor at Hazer upstage.

1 wired DMX output connection on floor for TV stage left, downstage.

1 wired DMX input connection at CONTROL

1 shucko power socket for TV and musician, stage left, downstage.

1 shucko power socket for Hazer upstage.

1 shucko power socket for shutter at Video Projector on truss downstage.

1 shucko power socket for RGB wash on truss downstage.

1 shucko power socket at CONTROL

LIGHT

8x ETC Source Four Profiles with 50° lens (or similar fixture) on floorstands

11x 1k Fresnels w/barndoors with about 10-40° lens

1x 2k Fresnel with about 10-40° lens (without barndoors)

12x PAR64 CP62

5x 400W halogen floodlights on floorstands

2x 100W or more LED RGB color wash. Minimum 40° beam.

1 70W halogen Table lamp (DON GNU always brings)

1 LED standing lamp on conventional dimming (Don Gnu always brings)

2x Lamp heads with RGB LED light (DON GNU always brings)

1 Smoke machine with fan (onboard is fine).

VIDEO

-1 DMX shutter for downstage video beamer

-Both video beamers hang over stage from truss - see light plot

-Standard lens or standard zoom lens for downstage projector is fine (not wide lens)

-Upstage video beamer projects on to black molton covering back wall and should fill what is visible for audience of the back wall vertically going from floor level up, and go as wide as that leads to horizontally; lens and distance should be calculated accordingly.

SOUND

- 2 speakers (1 stage left and 1 stage right) and sub.
- 4 monitors on stage. 2 upstage, stage right & left. 2 downstage, stage right & left.
- Mixer receiving 2 channels (LR) from CONTROL PC and 3 channels from musicians. -Head/ear microphone and wireless receiver
- 3 small monitor speakers to be hidden underneath 3 seats in audience (they have direct input from DON GNU soundcard and not venue mixer).
- All necessary cabling.

SCENOGRAPHY

Scenography brought by DON GNU will be

- 1 double sofa
- 1 Armchair
- 2 Living room standing lamps
- 1 minicrosser. Functional, but used at very low speed.

IDEAL TIME SCHEDULE AND STAFF FOR LOAD, RIG & STRIKE

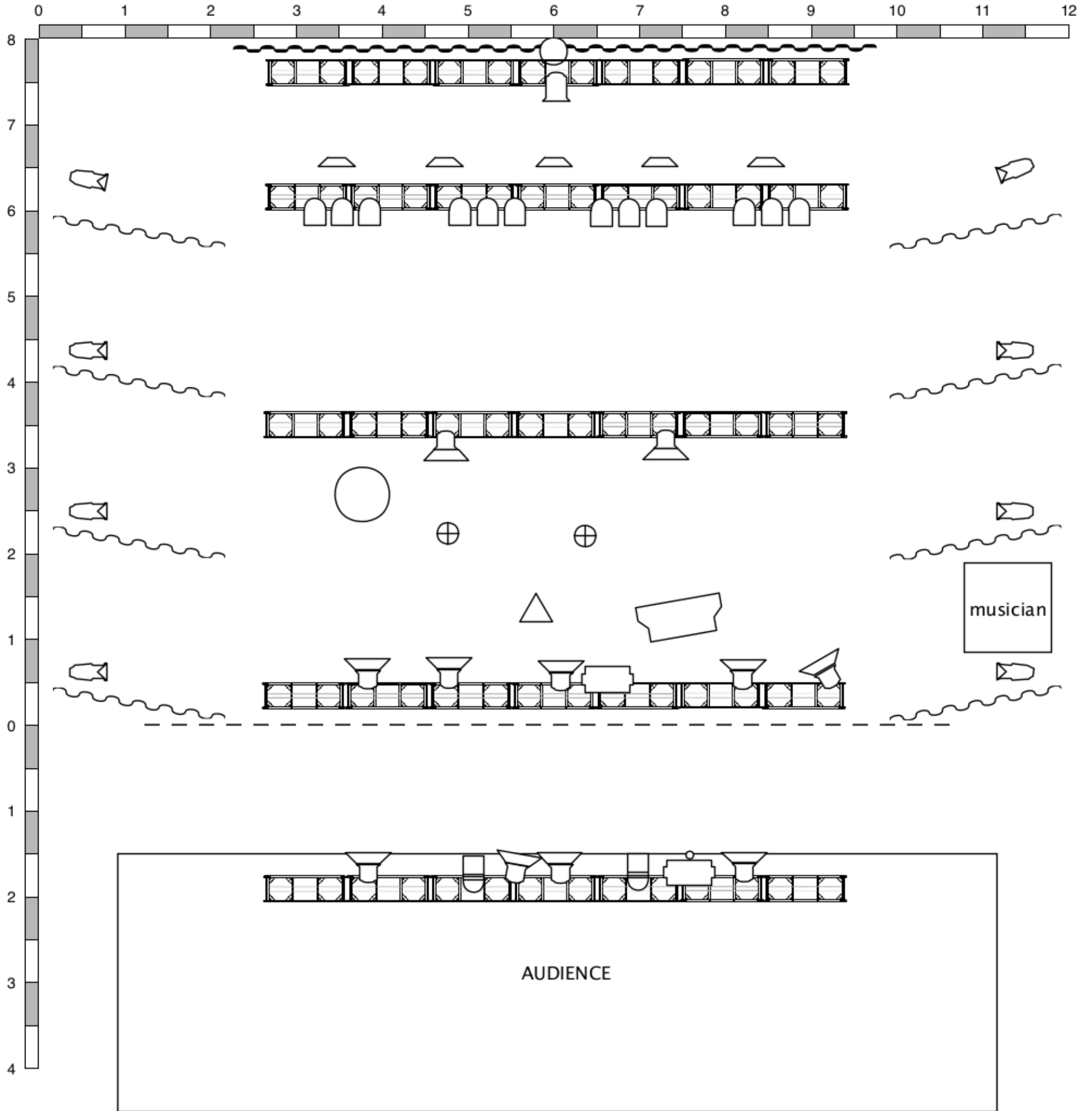
11:00 - 12:00	Unload the van	(2 stage hands)
12:00 - 14:30	Rig lights	(1 light tech)
14:30 - 15:00	Break	
15:00 - 16:00	Rig set & sound	(1 sound tech)
16:00 - 17:00	Focus light	(1 light tech)
17:00 - 18:00	Tech check & Dry run	(1 sound tech, 1 light tech)
18:00 - 19:00	Spacing	(1 stage tech)
19:00 - 20:00	Correction/Warm up	(1 stage tech)
20:00 - 21:00	Performance	
21:00 - 22:00	Strike	(2 stage hands)

The time schedule will depend on the venue, and changes may occur. If lights and sound are pre-rigged, the schedule can be adjusted and shortened accordingly.

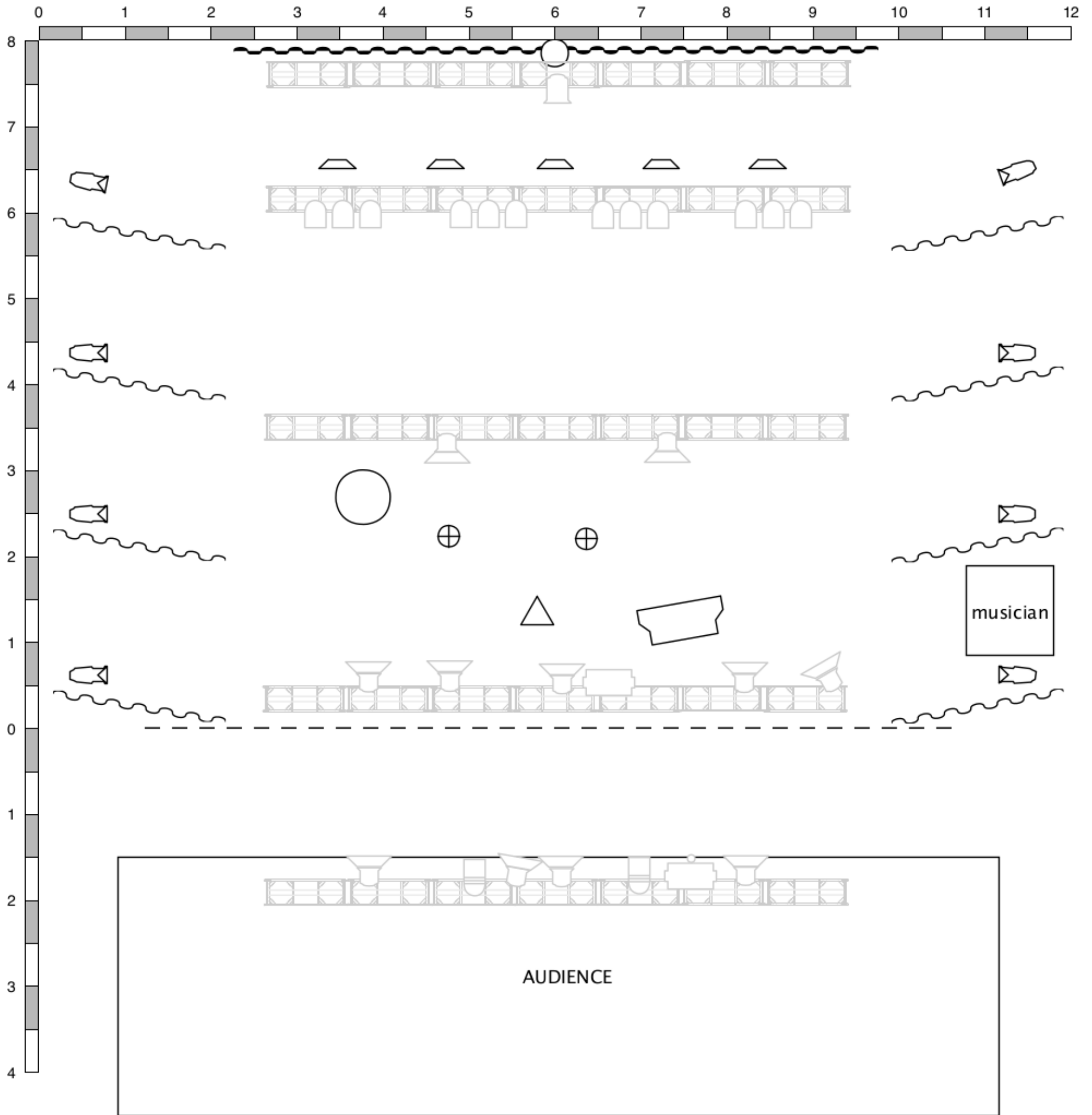
CONTACT:

Christoffer Brekne
brekne@dongnu.dk
+45 41 57 13 61

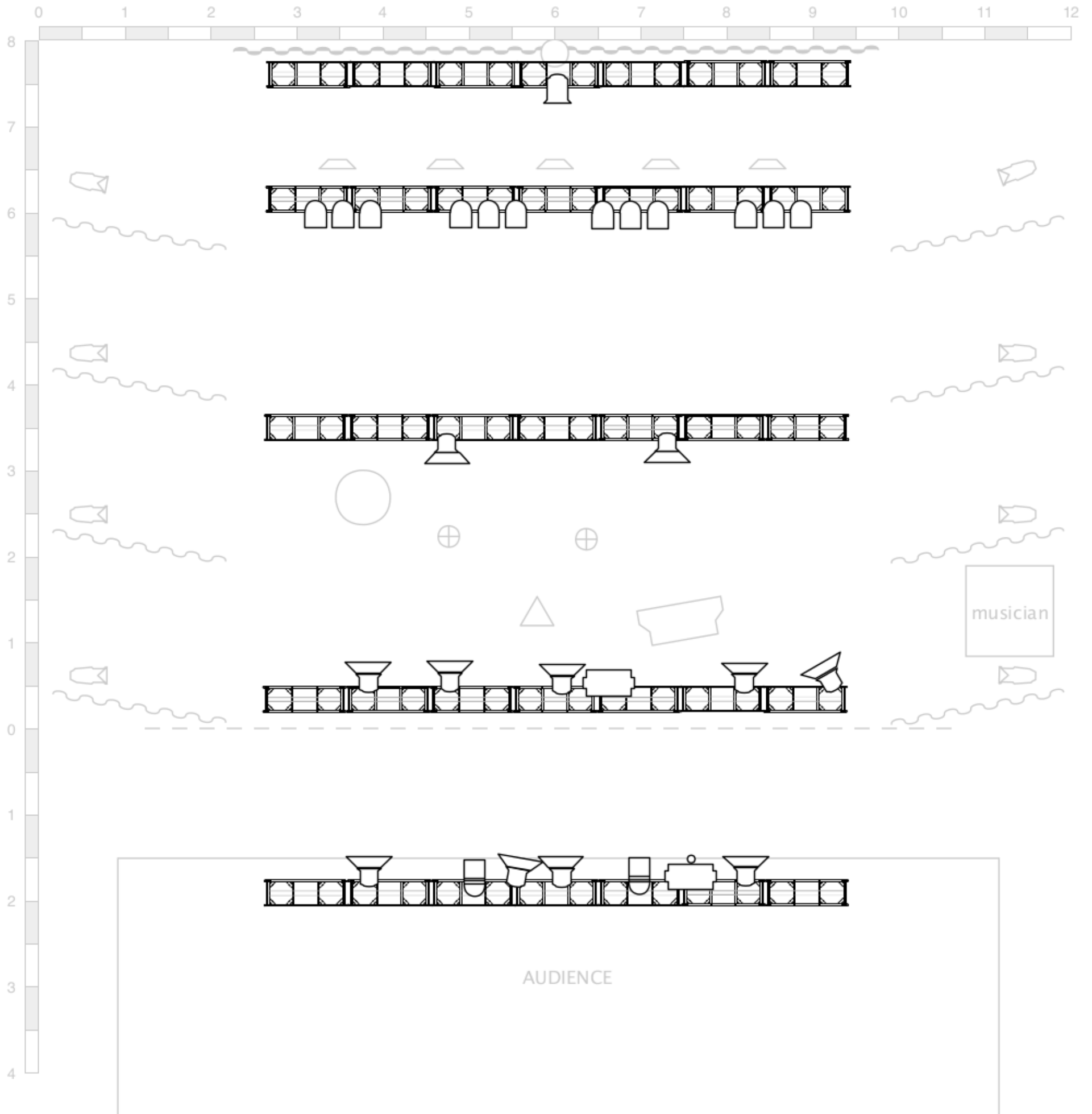
FLOOR TRUSS



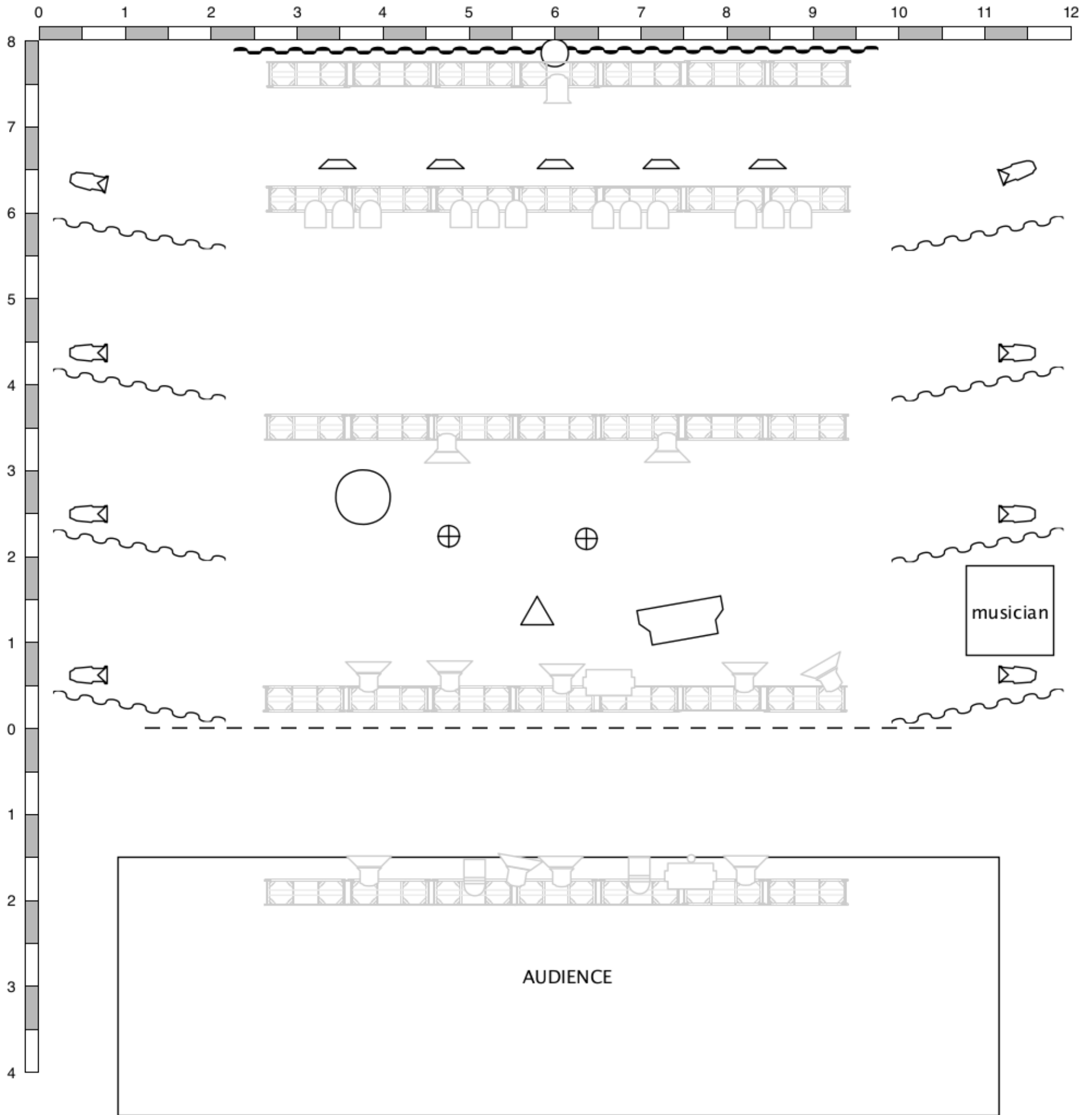
FLOOR TRUSS



FLOOR TRUSS



FLOOR TRUSS



FLOOR TRUSS

